



A&P Operating Company Transportation Equipment Index

February 2017

Index Description

The A&P Transportation Equipment Index, ("APOCTE Index") is an equally weighted index of listed companies who operate exclusively in the transportation Sector. The APOCTE Index was launched on the 2nd May 2016 and is composed of 10 index members. To be considered for the index, the index constituents must manufacture, own & operate transportation equipment assets with a focus on Rail, River & Seaways. Transportation equipment must include assets such as railcars, river barges, sea containers and other storage facilities. Eligible constituents must have been actively manufacturing & operating leased assets for a minimum of 5 years and have a market capitalisation of more than 25 mln USD.

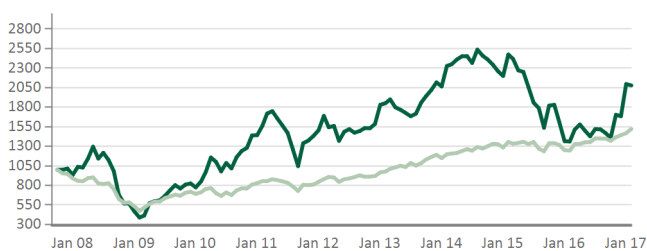
Key Features

Index Manager	Advisors & Partners LLP	Index Constituents	Please refer to Index Fact Sheet
Inception Date	November 2007	Investable	No
Weighting	Equal	Index Rebalancing	Annual
Reporting Style	Price Return	Firm Size	Market Capitalisatation of more than \$25 mln
Performance Time Series	Monthly		
Index Members	10		

Performance Table

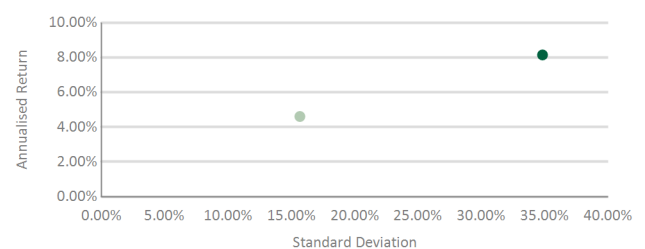
	Jan	Feb	Mar	Apr	May	Jun	Jul	Aug	Sep	Oct	Nov	Dec	YTD
2017	24.44%	-0.84%											23.39%
2016	-15.06%	-0.31%	11.11%	4.40%	-4.94%	-4.90%	6.49%	-0.20%	-3.16%	-4.19%	21.01%	-1.11%	4.78%
2015	-2.72%	12.46%	-2.27%	-6.07%	-0.84%	-8.79%	-9.53%	-3.77%	-14.03%	18.37%	0.62%	-12.20%	-28.91%
2014	-2.45%	12.66%	0.91%	2.59%	1.72%	0.05%	-3.50%	7.18%	-3.02%	-1.98%	-2.79%	-3.51%	6.78%
2013	15.40%	1.15%	2.59%	-5.36%	-1.69%	-2.31%	-2.45%	1.92%	8.24%	4.60%	3.99%	4.78%	33.50%

VAMI



— A&P Operating Company Transportation Equipment Index
— S&P 500

Risk/Return



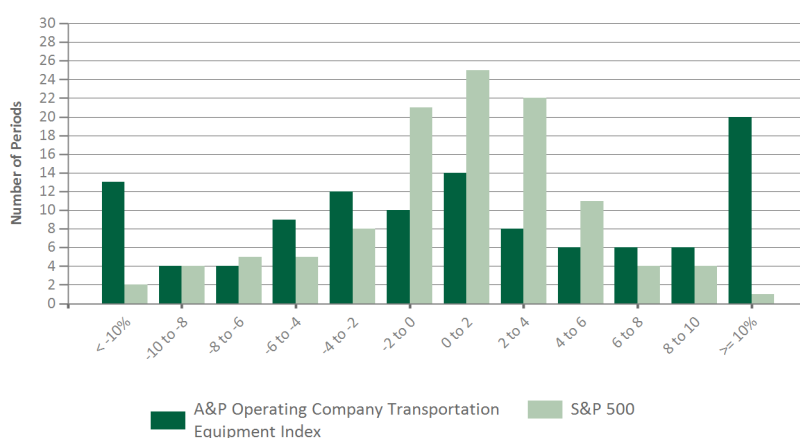
● A&P Operating Company Transportation Equipment Index
● S&P 500



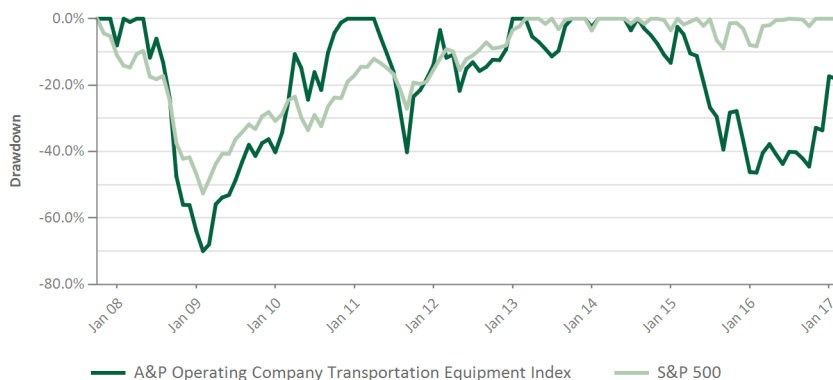
Statistics

From	Nov-2007
To	Feb-2017
Annualised Return	8.16%
Cumulative Return	107.87%
Standard Deviation (A)	34.82%
Sharpe Ratio (1%) (A)	0.37
Max Drawdown	-69.93%
Sortino Ratio (5%) (A)	0.13
Skewness	0.34
Positive Periods	60
Negative Periods	52
Gain / Loss Ratio	1.18

Distribution



Drawdown History



Drawdown	Length	Recovery	Peak	Valley
-69.93%	9	22	May 2008	Feb 2009
-46.33%	18	0	Aug 2014	Feb 2016
-40.18%	5	16	Apr 2011	Sep 2011
-11.34%	4	3	Mar 2013	Jul 2013
-8.02%	1	1	Dec 2007	Jan 2008

Correlation Statistics

Benchmark	Beta	Alpha	Ann Alpha	R	R^2	Tracking Err	Active Premium	Info Ratio	Up Cap	Down Cap	Up #	Down #	Down %	Gain %
S&P 500	1.7429	0.31%	0.0382	0.78	0.6145	24.66%	3.54%	0.14	408.02%	113.59%	74.63%	77.78%	33.33%	89.55%

Risks are inherent to investments and that engaging in any investment activity may expose you to a significant risk of losing all of the property or other assets invested



About Advisors & Partners

Advisors & Partners LLP (A&P) is an independent company providing financial, advisory and business development services to institutional investors, asset managers and financial institutions. The company's range of services caters for investors who want access to innovative alternative investment solutions across financial & real assets with a focus on capital preservation and risk management. Other services include manager research, sourcing and selection, managed account solutions, portfolio construction and deal sourcing on financial and real/tangible assets. The firm provides asset managers with access to the investor community via the A&P dedicated distribution network.

For further information about Advisors & Partners and our services, please see our website at www.advisorsandpartners.co.uk

Disclaimer

This electronic communication (this Document) and its contents are intended for the recipient only and may contain confidential, non-public and/or privileged information. If you have received this electronic communication in error, do not read, duplicate or distribute. Please advise the sender immediately and delete it from your system (if permitted by law). This Document is only directed at professional clients and eligible counterparties and the services or investments referred to in this Document are only available to professional clients and eligible counterparties. Retail clients should not rely on the information herein.

Advisors & Partners makes no representation or warranty that the information contained herein is accurate, complete, fair or correct or that any transaction is appropriate for any person and it should not be relied on as such. All information is subject to change without notice. Nothing herein shall be construed as a recommendation or solicitation to purchase or sell any financial product or security or as an official confirmation of any transaction. The information in the Document has been compiled and obtained from sources believed to be reliable, but A&P does not represent or warrant that it is accurate and complete or that any transaction is appropriate for any person and it should not be relied on as such. Any information concerning the performance track record of any financial product is given purely as a matter of information and without legal liability, representations or warranties on the part of A&P. Any decision by an investor to offer to buy or otherwise deal in any of the securities herein should be made only on the basis of the information contained in the relevant offering memorandum, prospectus, and/or subscription document, as applicable, of the relevant financial product (the "Offering Documents"). The Document does not therefore include sufficient information required to make an investment decision. This communication is for information purposes only. Any market or other views expressed herein are those of the author and or the sender only as of the date indicated and not necessarily those of Advisors & Partners. E-mails may not be secure or error free and information could be lost, destroyed, incomplete, delayed, altered, intercepted, corrupted or fail to be delivered. Advisors & Partners makes no representation that this e-mail or any attachments are free of computer virus or other defects or inherent risks and accepts no responsibility for any loss or damage or liability of any kind arising there from. Advisors & Partners reserves the right to retain all messages. Advisors & Partners refers to Advisors & Partners LLP and its affiliates. Any financial product and/or any other securities mentioned in the Document may not be eligible for sale in some states or countries.

THIS BRIEF STATEMENT DOES NOT DISCLOSE ALL OF THE RISKS OF AN INVESTMENT IN THE RELEVANT FINANCIAL PRODUCT

Information for Swiss investors. This Document is only directed at Swiss qualified investors and the services or investments referred to in this Document are only available to Swiss qualified investors.

This document may only be distributed in or from Switzerland only to qualified investors within the meaning of Art. 10 Para. 3, 3bis and 3ter CISA. The representative of the Company in Switzerland (the "Representative in Switzerland") is Société Générale, Paris, Zurich Branch, Talacker 50, 8001 Zurich. The paying agent ("Paying Agent") of the Company in Switzerland is Société Générale, Paris, Zurich Branch, Talacker 50, 8001 Zurich. The Prospectus or Memorandum, Key Investor Information Documents, Memorandum and Articles of Association as well as the annual and semi-annual reports may be obtained free of charge from the Representative in Switzerland. In respect of the Shares/Units distributed in Switzerland, the place of performance and jurisdiction is at the registered office of the Representative in Switzerland. Advisors & Partners LLP is an appointed representative of Laven Advisors LLP, which is authorised and regulated by the Financial Conduct Authority. Advisors & Partners LLP is incorporated in England and Wales (No. OC368708), with registered office address at 16 Old Bailey London United Kingdom EC4M 7EG.

Source: End of day prices provided by SIX Financial Information. Fundamental company data provided by Capital IQ. Historical chart data and daily updates provided by Commodity Systems, Inc. (CSI). International historical chart data, daily updates, fund summary, fund performance, dividend data and Morningstar Index data provided by Morningstar, Inc

For further information please e-mail: info@advisorsandpartners.co.uk